

Clutter Checklist for Condominium Corporations

(a) How cluttered is the unit (Refer to Clutter Rating Scale)

Low	Items normally used in one week are not put away (some cloths on floor, dishes in sink etc.). No real fire safety concerns.
Mild	Items are covering all tables, beds, and counters; still able to walk easily through unit, piles up to 1 foot deep.
Moderate	Items piled up to 2.5 ft. with only passageways through rooms. Fire safety concerns. Fire alarm and/or smoke detectors may be disarmed.
Severe	Items piled overhead, egresses blocked, minimal access to facilities, fire and smoke detectors disarmed, windows blocked.

(b) What types of item are collected?

- (i) Animals
- (ii) Clothes
- (iii) Food
- (iv) Other: _____

(c) Are any of the following sanitation issues observed?

- (i) Spoiled food
- (ii) Feces
- (iii) Mice/Insects
- (iv) Strong odours
- (v) Other: _____

(d) Is the resident unable to do any of the following due to clutter?

- (i) Prepare food
- (ii) Sleep in a bed
- (iii) Use the bathroom
- (iv) Open windows
- (v) Other: _____

(e) Does the resident have access to:

ITEM	YES/NO	NOTES:
Stove		
Refrigerator		
Bathtub/Shower		

Front Door		
Hallways		
Toilet		
Balcony/terrace/patio		


(f) Are there flammable items stored on top of, inside, or next to heat sources? **YES NO**

(g) Are all smoke and carbon monoxide detectors functional? **YES NO**


Adopted from the Brookline Hoarding Task Force "Clutter Checklist for Property Managers"

Clutter Image Rating: Bedroom

Please select the photo that most accurately reflects the amount of clutter in your room.



1



2



3



4




5




6



7



8



9

Clutter Image Rating: Living Room

Please select the photo below that most accurately reflects the amount of clutter in your room.



Clutter Image Rating Scale: Kitchen

Please select the photo below that most accurately reflects the amount of clutter in your room.

